



SIMPLE RESEARCH STEPS

Visit the SHS library website for more information: bit.ly/2G4mvAh



1 START WITH DATABASES

Use World Book Online (bit.ly/2uOYd6R), databases available through the public library (bit.ly/2G2cfZe), and databases available through PDCCC (DC classes only).



2 SEARCH FOR BOOKS

Use online card catalogs to search for books in the SHS library (bit.ly/2YScjCc), the public library (blackwaterlib.org), and PDCCC (pdc.edu/library).



3 USE RELIABLE WEBSITES

Use the CRAAP Test (see handout) to evaluate websites and advanced Google search queries (see handout) to narrow your results. Searching Google Scholar (scholar.google.com) will provide a list of scholarly literature available on the internet.




4 COMPLETE THE RESEARCH PROCESS

Use the Big6 Research Process (see handout) and the tips in your SHS Research Handbook (bit.ly/2VnZgpP) to help you complete your research project.



5 FOLLOW MLA GUIDELINES

Visit Purdue Owl for MLA formatting and style guides (bit.ly/2VnYDfX). Use free citation builders (bit.ly/2YOHjD4) to help you create your works cited page.



6 AVOID PLAGIARISM

Visit plagiarism.org for tips on avoiding plagiarism. Use free plagiarism checkers to review your paper before submitting it to your teacher (plagtracker.com and bit.ly/2Vo7qPf).